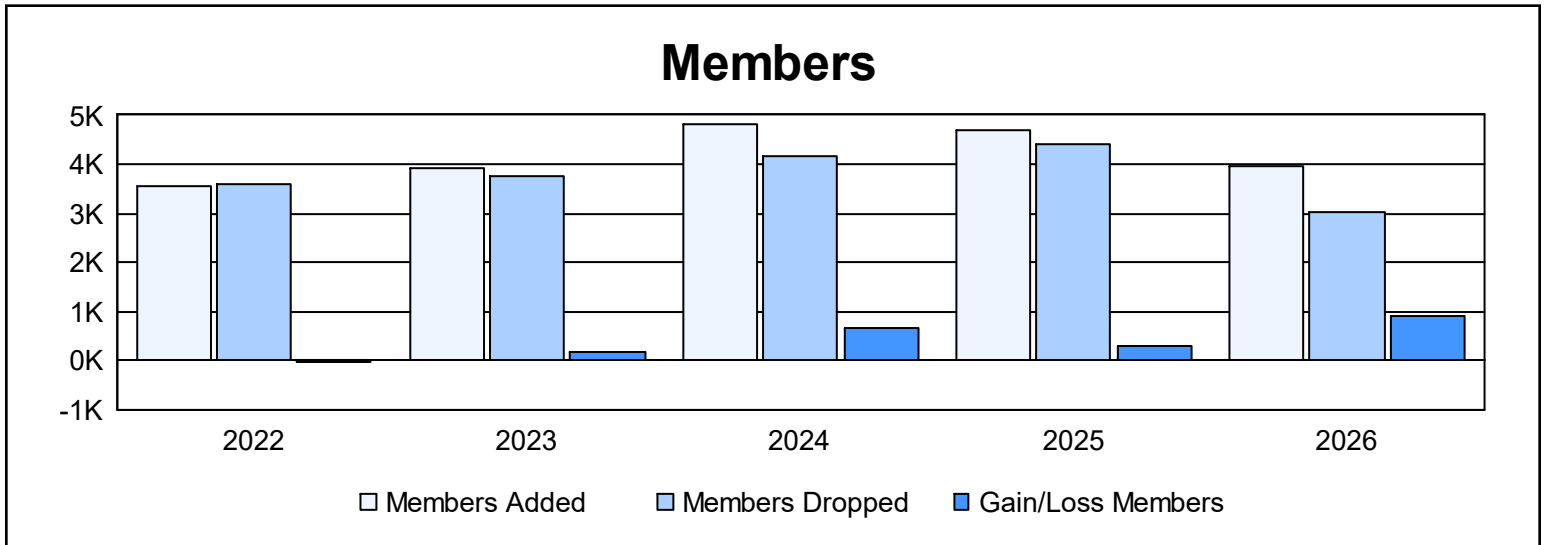
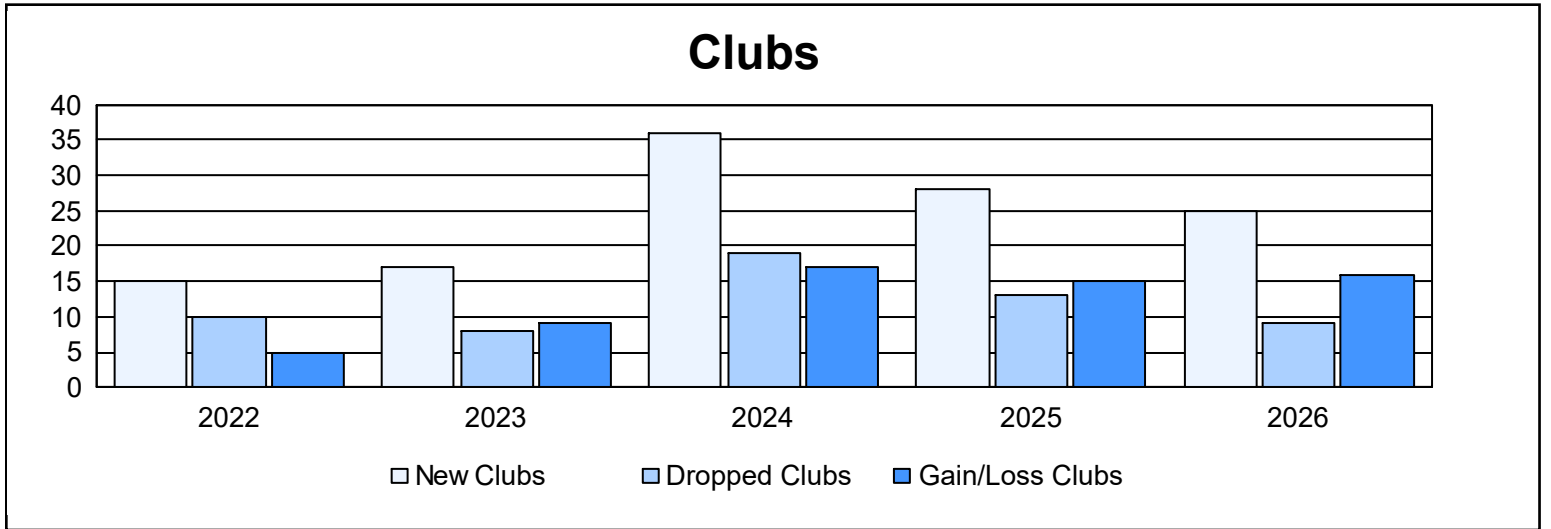
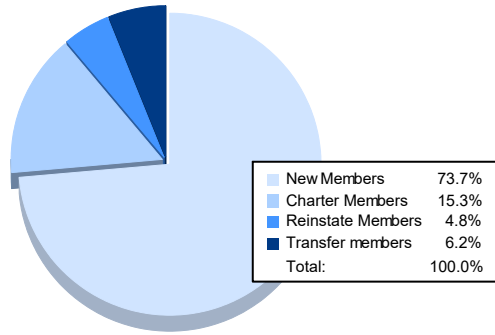


Year	New Clubs	Dropped Clubs	Gain/ Loss Clubs	New Members	Charter Members	Reinstate Members	Transfer Members	Total Member Added	Total Members Dropped	Gain/ Loss Members
2021-2022	15	10	5	2,726	474	107	246	3,553	3,596	-43
2022-2023	17	8	9	3,018	492	92	334	3,936	3,770	166
2023-2024	36	19	17	3,278	989	226	320	4,813	4,158	655
2024-2025	28	13	15	3,217	741	321	396	4,675	4,399	276
2025-2026	25	9	16	2,909	606	188	246	3,949	3,034	915
Average	24	12	12	3,030	660	187	308	4,185	3,791	394



Membership Composition May 2026 Cumulative



Gender Composition May 2026 Cumulative

